

SLOVENIAN ARMED FORCES

Integration of women into ground combat units – Slovenia as an example of a successful but a small country



Dr. Liliana Brožič, Colonel Mojca Pešec, PhD,
Quantico, 05-07 February 2019

Generalštab Slovenske vojske



Slovenia



Area: 20.273 sq km (7,827 sq mil)

Population: 2.070,050

Language: Slovene

Government: Unitary Parliamentary Constitutional Republic

GDP per Capita: 38,841 US \$



Generalštab Slovenske vojske





Evolution of Slovenian Armed Forces

SFR Yugoslavia, June 1991



- 1941 - 1945 – Slovenian Partisans
- 1945 – YU Armed Forces
- 1968 -1991- Slovenian Territorial Defence
- 1991 – 10 Days War with YU Armed Forces
- 1992 – UN Membership
- 1994 – NATO PfP
- 1997 – UN PSO ALBA
- 2004 – NATO, EU Membership**

- 1991** – 74.000 Members of Territorial Defence (TD)
- 1993 – TD becomes Slovenian Armed Forces
- 2003 – Abolition of Conscription
- 2004** – New personnel structure (active, contract reserve, voluntary military service)

7 independent countries in 2019

(Kosovo recognized by 103 UN nations, Macedonia has renamed to North Macedonia)



SAF Personnel Structure, Jan 2019

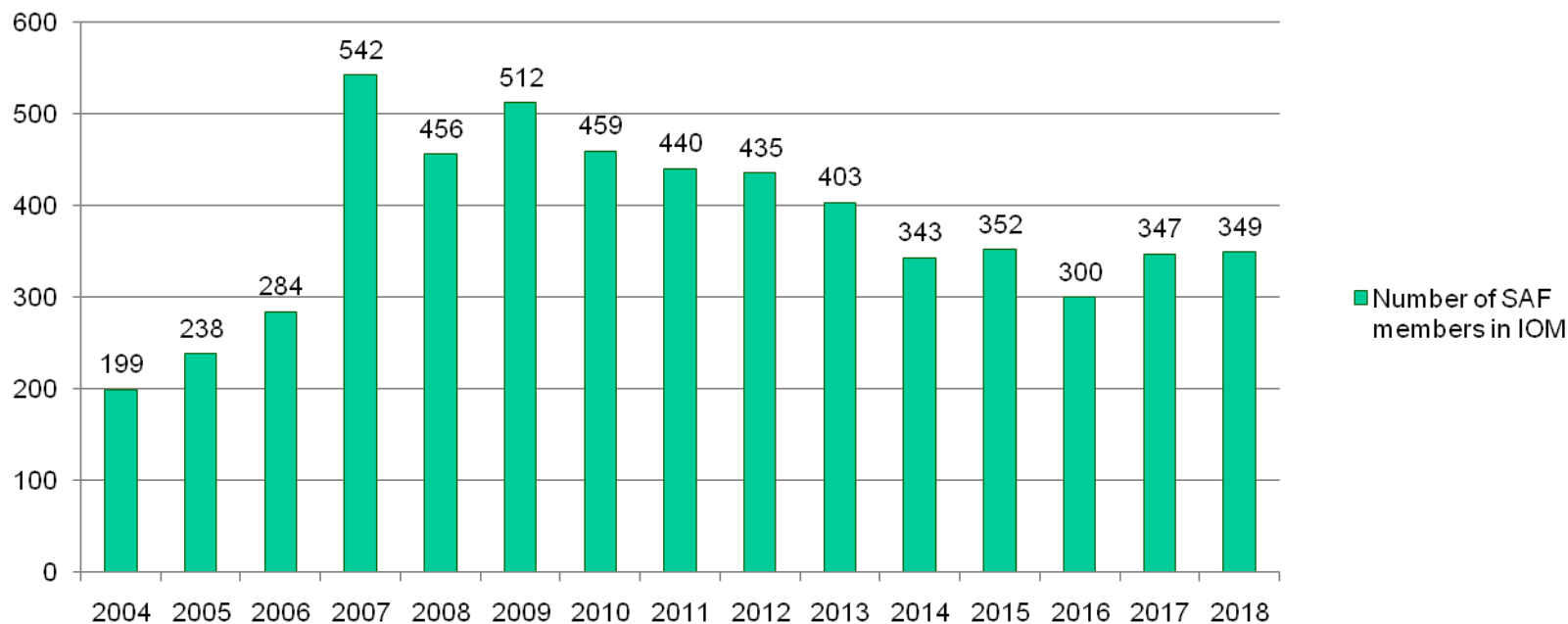
Composition of the Slovenian Armed Forces	Number	Percentage
Active component	6616	88,8 %
Contract reserve	831	11,2 %
Total	7447	100 %

Active Component of the Slovenian Armed Forces	Number	Percentage
Officers	1071	16.2 %
Non-commissioned officers	1957	29.6 %
Soldiers	2579	39 %
Senior military specialists	261	3.9 %
Junior military specialists	322	4.9 %
Civilians	426	6.4 %
Total	6616	100 %
Men	5524	83.5 %
Women	1092	16.5 %





Slovenian Armed Forces members in international operations and missions (IOM)





The numbers are from the end of December in each year in the last rotation. There are two to three rotations per year depending on the duration of each rotation and the IOM.

SAF International Engagement as of JAN19



Total: 350	Operations: 12	Countries: 11	5,29 % of SAF
-------------------	-----------------------	----------------------	----------------------

Operations			
EU	UN	Coalition	NATO
6,00%	5,14 %	1,71 %	87,15%

B&H / Srbija / Makedonija				
NATO JBA				3/1999
HQ Sarajevo				1/2000
MLO Beograd				9/2006
NLO Skopje				12/2009
		Hq Sa	MLO	NLO
		4	2	2



Italija	
EUNAVFOR MED/SOPHIA	6/2015
	 4

Libanon	
UNIFIL	3/1978
UN Interim Force in Lebanon	12/2006
	 15



Kosovo	
KFOR	3/1999
Kosovo Force	1/2000
	 242



Mali	
EUTM Mali EU Training Mission	3/2013
	 8

Izrael / Libanon	
UNTSO	5/1948
UN Truce Supervision Org.	10/1998
	 3

Afganistan	
RSM Resolute Support Mission	1/2015 1/2015
	 8

Bosna-Hercegovina	
EUFOR	12/2004
EU Forces "ALTHEA"	12/2004
	 9

Irak	
OIR Operation Inherent Resolve	09/2016
	 6

Latvija	
eFP Enhanced Forward Presence	6/2017
	 47



2015 Research

SAF gender composition:

- Men: 5912
- Women: 1100

Representation of gender in military branches (as of 31 December 2015)

Area	Women (%)	Men (%)
Administration	47.52	52.48
Communications	7.50	92.50
Finance	84.21	15.79
Infantry	13.85	86.15
Legal	64.71	35.29
Logistics	17.32	82.68
Medical	59.68	40.32
Musicians	18.75	81.25
Personnel	38.68	61.32
Public Affairs	42.86	57.14





Demography of 2015 research sample

Largest group of respondents in age group 40-49

Marriage status: women (84,8%), men (88,8%)

9 % of female members of SAF

Contributing personnel (by category).

	Privates	NCOs	Officers	Military specialists	Civilians
Female	10%	25.3%	28.3%	24.6%	12%
Male	15%	33.8%	45%	5.1%	1.3%





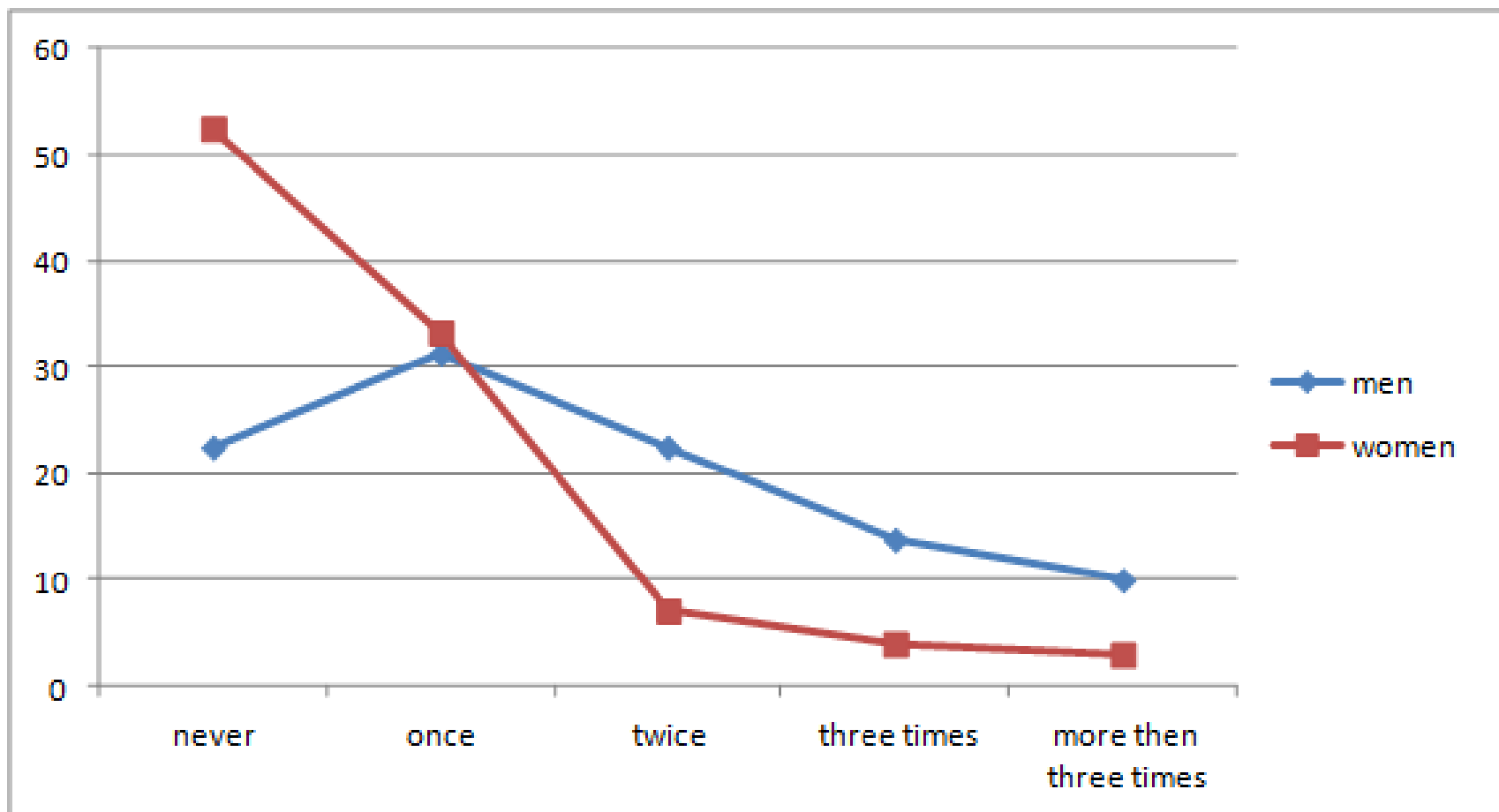
**SAF female active military duty personnel deployed to IOMs in the period 2000 – 2015
(from 1 January to 31 December of each year)**

Year	Number (No) Total	Female (No)	Female (%)
2000	194	10	5.2%
2001	165	16	9.7%
2002	136	8	5.9%
2003	341	9	2.6%
2004	425	13	3.1%
2005	474	49	10.3%
2006	575	68	11.8%
2007	994	88	8.9%
2008	961	94	9.8%
2009	1037	92	8.9%
2010	919	62	6.8%
2011	894	61	6.8%
2012	897	60	6.7%
2013	1119	80	7.2 %
2014	1129	101	8.9 %
2015	999	69	6.9 %



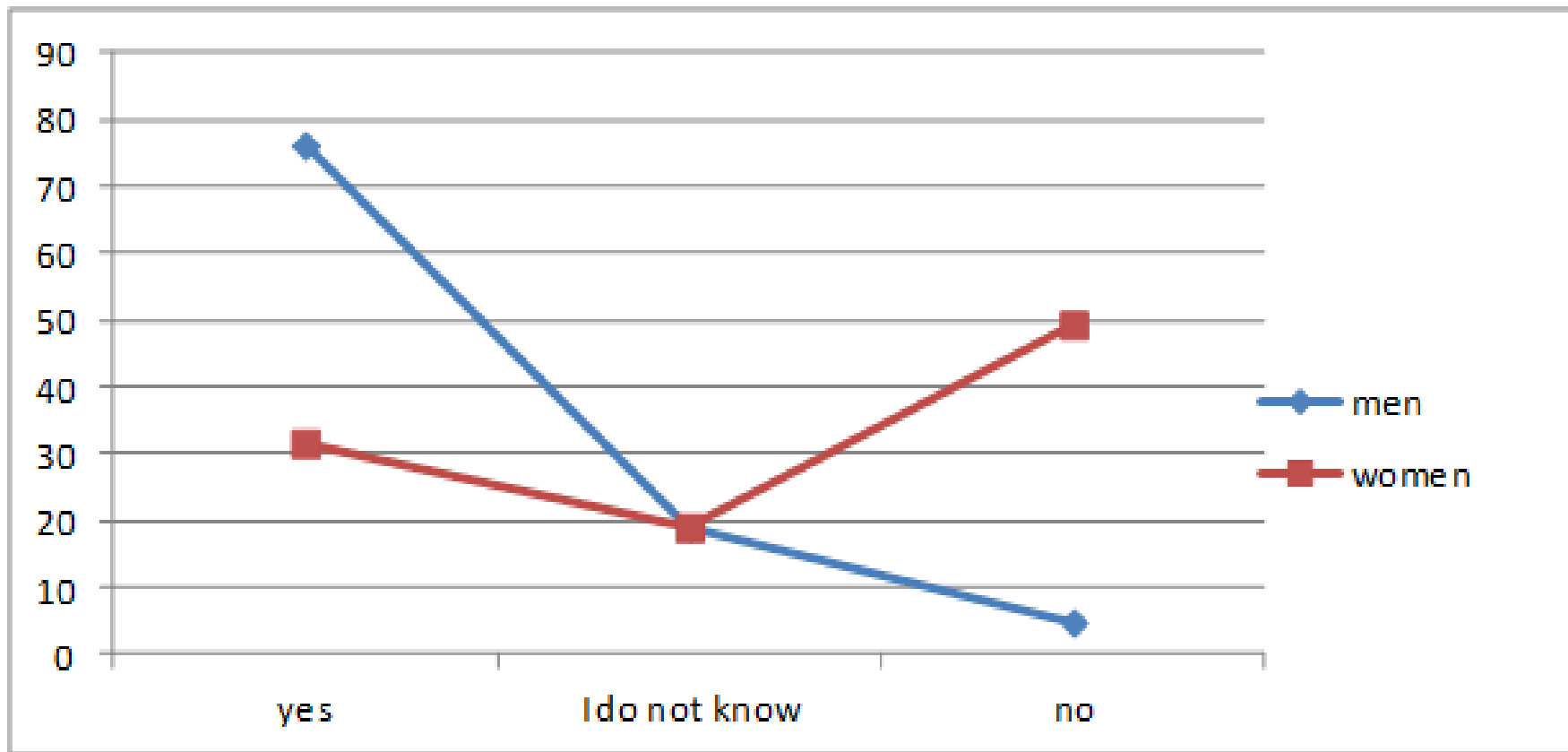


How many times were you deployed in international operations and missions?



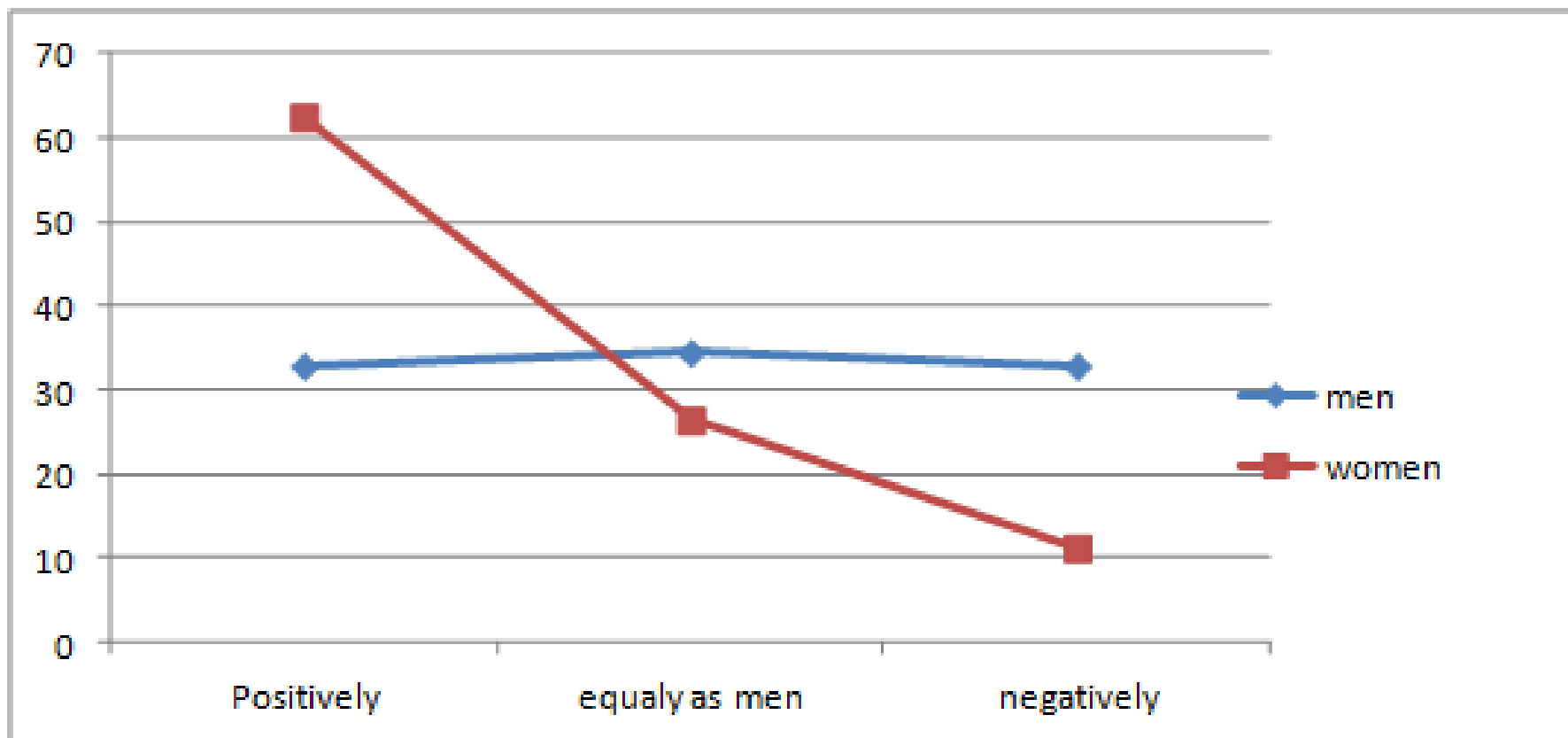


Do you believe that the participation of women in international operations and mission contributes to the quality of the mission?



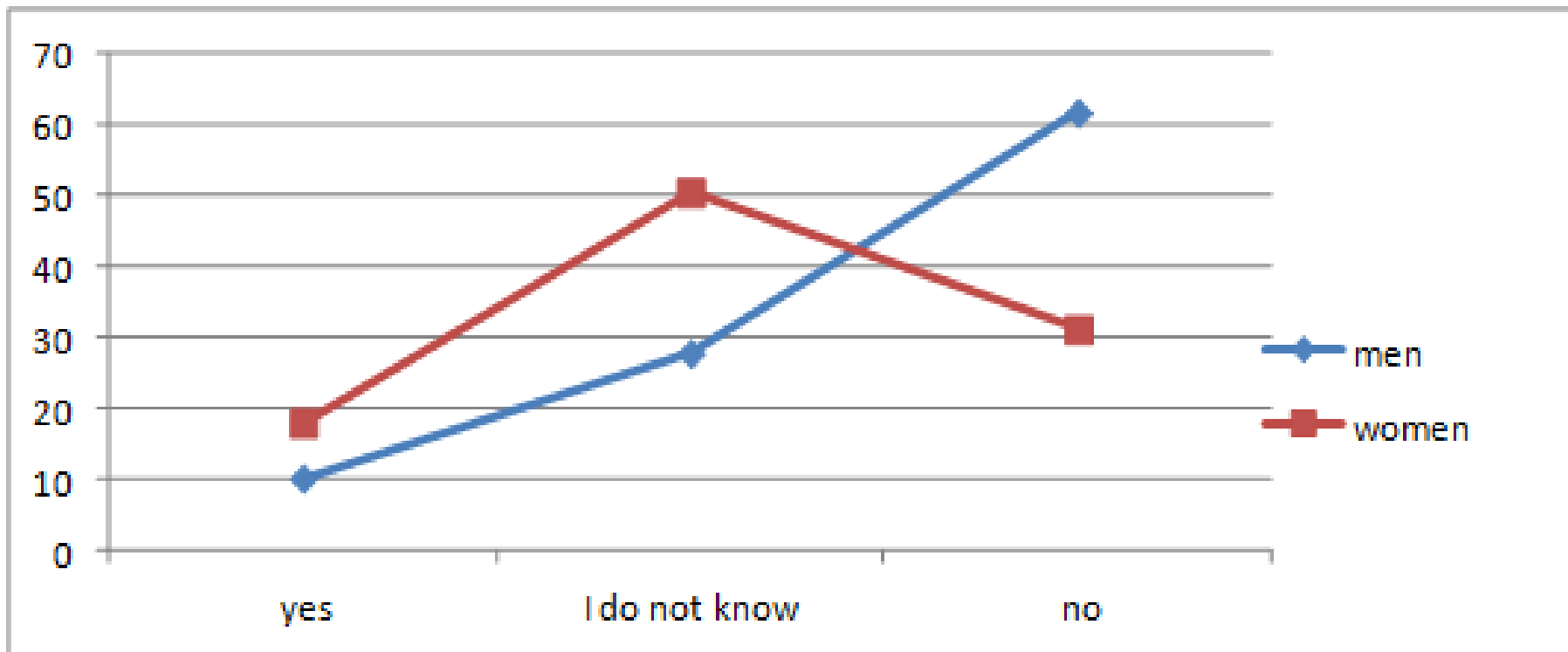


Question: According to your experience, how does the local environment in the country where military members are engaged, accept women in comparison to men?



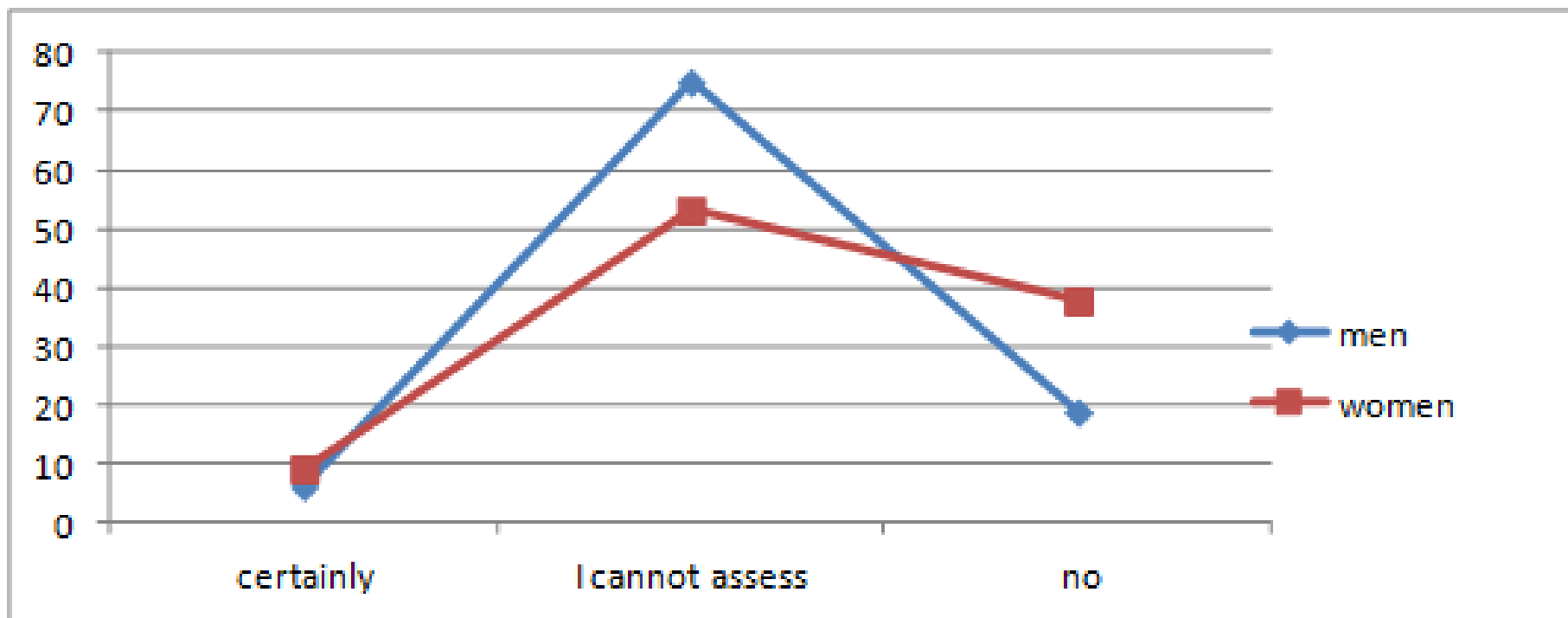


Question: Do you believe that there are duties within military operations for which it is essential that they are performed by women?





Question: Do you believe that the presence of women in military operations can induce changes in the role of women in the local environment?



Slovenian Implementation of UN Resolutions 1325, 1820 (etc.)



Generalštab Slovenske vojske





Integration of women into ground combat units – Slovenia as an example of a successful but a small country

Questions ?

